

Phonological Awareness

PA21

Onset and Rime

Frogs on Logs

Benchmarks: A.2a, F.2f



Objective

The child will manipulate onsets and rimes in words.



Materials

- Onset and Rime Frog Picture Cards (Activity Master) - *Copy on cardstock, cut apart, and laminate.*
- Log Template (Activity Master) - *Copy on cardstock, cut apart, and laminate.*



Activity

After teacher introduction, children will match onsets and rimes by playing a game.

1. Place Onset and Rime Frog Picture Cards face down on the floor. Place Rime Logs face up spread apart on the floor.
2. Working in pairs, child one selects the top picture card, says the word and segments it into onset and rime (e.g., - bug /b/ /ug/).
3. If child two agrees, child one will hop the frog over to the matching Rime Log (e.g., rug).
4. Reverse roles and continue until all picture cards are used.
5. Peer evaluation.



Adaptations and Extensions

- Use fewer header logs to begin. Teacher will set up appropriate ones for the day.
- Make more frogs and logs with additional onsets and rimes.




Phonological Awareness

PA21

Frogs on Logs

Onset and Rime

Benchmarks: A.2a, F.2f




Phonological Awareness

PA21

Frogs on Logs

Onset and Rime

Benchmarks: A.2a, F.2f





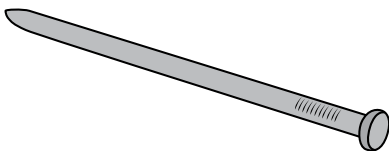


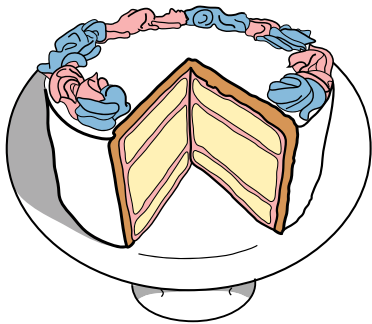



Phonological Awareness

PA21

Frogs on Logs

Onset and Rime

Benchmarks: A.2a, F.2f



Phonological Awareness

PA21

Frogs on Logs

Onset and Rime

Benchmarks: A.2a, F.2f

