

# Language and Vocabulary

LV5

## Career Sort

Benchmarks: C.1a, C.1c, C.2b



### Objective

The child will identify words associated with careers.



### Materials

- Career Cards (Activity Master) – *Copy on cardstock, cut apart, and laminate.*
- Career Object Cards (Activity Master) – *Copy on cardstock, cut apart, and laminate.*



### Activity

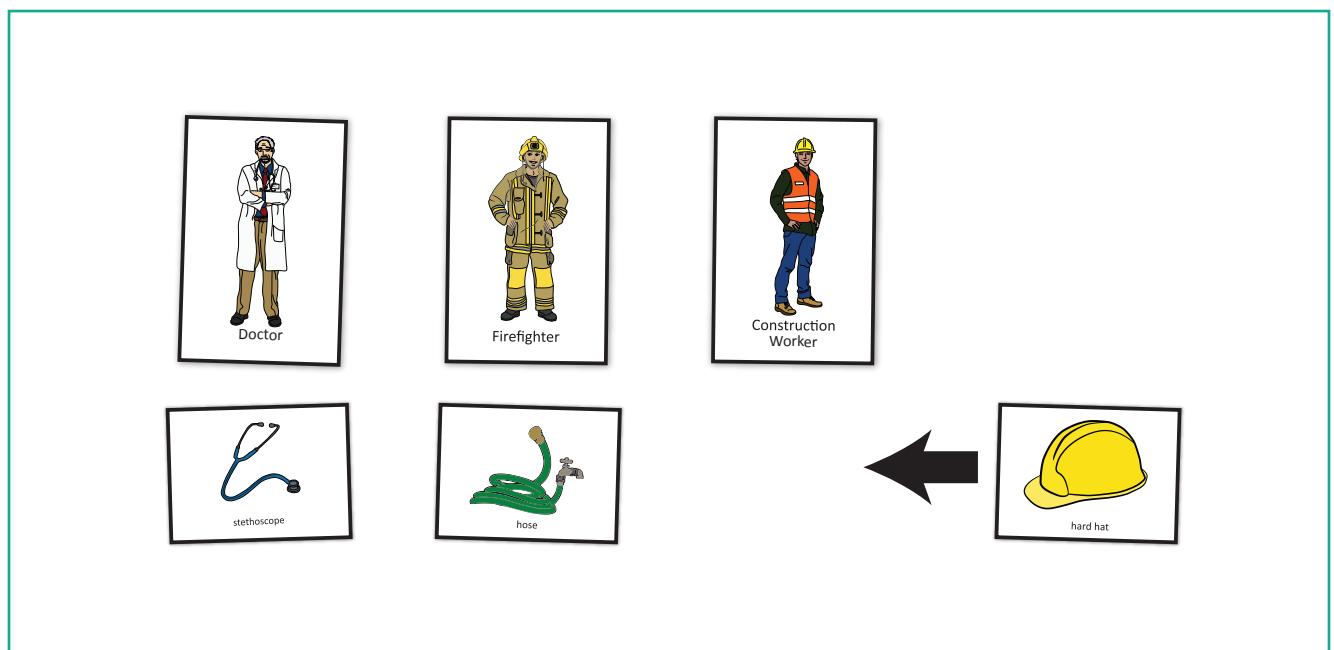
After teacher introduction, child will sort career cards by playing a category picture card game.

1. Set out 3-5 Career Cards face up in a row on a flat surface. Place the matching Career Object Cards face down in a stack.
2. Child one draws a Career Object Card from the stack, names the picture (e.g., stethoscope), and sets it under the appropriate Career Card (e.g., doctor).
3. Continue until all cards have been placed under the matching career category.
4. Peer evaluation.



### Adaptations and Extensions

- Add more Career cards.
- Play “Beat the Clock” and set a timer for 1-3 minutes to complete activity.
- After the cards have been sorted, choose one to act out. Others in the group will guess which career it is.
- Sort two careers; add more as children learn about them in class.
- Use real objects to sort under the Career Cards.
- Read books about careers prior to setting up the activity such as “Career Day” by Anne Rockwell. Include the books with the activity.




# Language and Vocabulary

LV5

Career Sort

Benchmarks: C.1c



Doctor



Firefighter



Construction Worker



Musician



Chef

# Language and Vocabulary

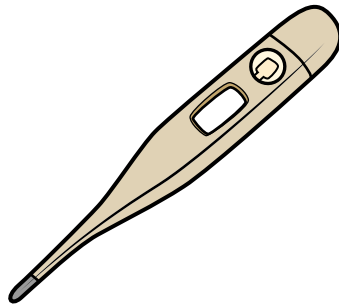
LV5

Career Sort

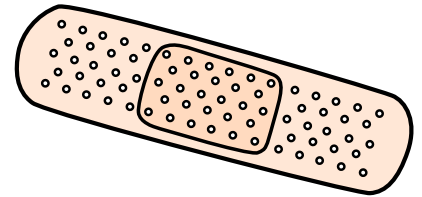
Benchmarks: C.1c




stethoscope



thermometer



Band Aid



hose




boots




firetruck



hard hat



hammer




ladder

# Language and Vocabulary


LV5

Career Sort

Benchmarks: C.1c




piano



drums



guitar



oven



spatula



measuring cup