

Language and Vocabulary

LV11

Where is the Bean Bag?

Benchmarks: C.1b



Objective

The child will have an understanding of positional words.



Materials

- Position Picture Cards (Activity Master) – *Copy on cardstock, cut apart, and laminate.*
- Star Cards (Activity Master) – *Copy on cardstock, cut apart, and laminate.*
- Bean Bags



Activity


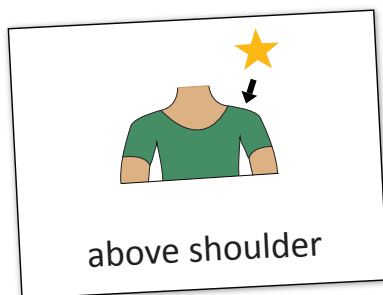
After teacher introduction, children will use and understand positional words by playing a bean bag game.

1. Place Position Cards are face down on a flat surface and give each child one bean bag.
2. Child one chooses a Position Card from the pile and reads where to put the bean bag. (e.g., on top of shoulder)
3. All children repeat the phrase “Put the bean bag on top of your shoulder” and do as it says.
4. Child two chooses the next Position Card and continues the game.
5. If a child draws the card with stars on it, they may choose where to put the bean bag and tell the other children using a position word.
6. Continue until all cards have been used and each child has had a turn to give directions.
7. Peer evaluation.



Adaptations and Extensions

- Use other materials to position (e.g., dry sponges, small stuffed animals, beanie babies, bows or hearts around holidays, etc.)
- Add more Position Cards.
- Work in pairs, where one child gives the direction and the other moves the bean bag, then switch roles.
- Use in conjunction with Hap Palmer’s “Bean Bag Toss” song on CD or YouTube.
- Play Simon Says using the position words and bean bags.





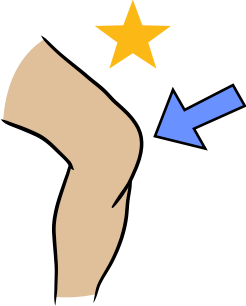






Language and Vocabulary

LV11

Where is the Bean Bag?

Benchmarks: C.1b


 <p>above foot</p>	 <p>under foot</p>	 <p>beside foot</p>
 <p>on foot</p>	 <p>above knee</p>	 <p>under knee</p>
 <p>beside knee</p>	 <p>on knee</p>	 <p>above hand</p>

Language and Vocabulary


LV11

Where is the Bean Bag?

Benchmarks: C.1b




under hand



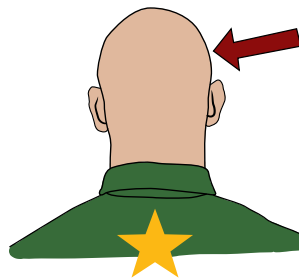
beside hand



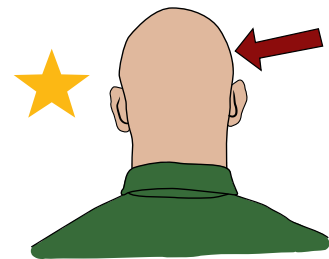
on hand




above head




under head




beside head



on head



above arm





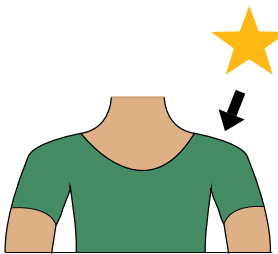
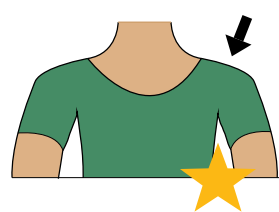
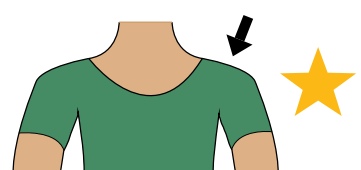




under arm

Language and Vocabulary

LV11

Where is the Bean Bag?

Benchmarks: C.1b


 <p>beside arm</p>	 <p>on arm</p>	 <p>above shoulder</p>
 <p>under shoulder</p>	 <p>beside shoulder</p>	 <p>on shoulder</p>
 <p>above leg</p>	 <p>under leg</p>	 <p>beside leg</p>

Language and Vocabulary

LV11

Where is the Bean Bag?

Benchmarks: C.1b

 <p>on leg</p>		
		