



# Phonological Awareness

PA. 020

**Syllables**  
Syllable Say

## **Objective**

The student will segment and blend syllables in words.


## **Materials**

- ▶ One-to-four syllable picture cards

## **Activity**

**Students segment and blend syllables in words using picture cards.**

1. Place the picture cards face down in a stack on a flat surface.
2. Working in pairs, student one selects the top card and names the picture. Says the word again, pausing between syllables, while student two holds a finger up for each syllable (e.g., student one says “har-mon-i-ca” and student two raises four fingers).
3. Student two says how many syllables the word has and blends the word (e.g., “four syllables – harmonica”).
4. Reverse roles and continue until all cards are used.
5. Peer evaluation





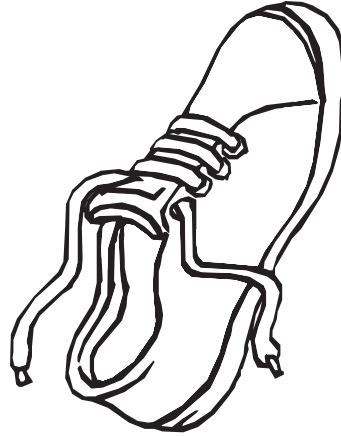

## **Extensions and Adaptations**

- ▶ Use phonic phones or make small construction paper megaphones to segment sounds.
- ▶ Use simple puppets (e.g., made out of paper bags or socks) to say syllables in words.
- ▶ Graph or categorize the picture cards by number of syllables.

# Phonological Awareness

Syllable Say

PA. 020



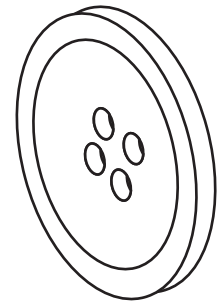


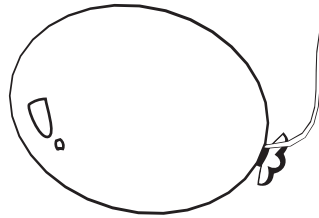
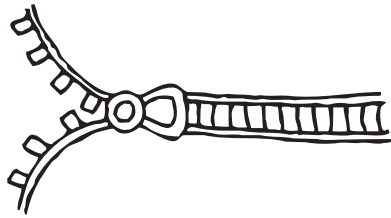
syllable picture cards: scarf-1, shoe-1, kite-1, plant-1, clock-1, spider-2




# Phonological Awareness

PA. 020

Syllable Say


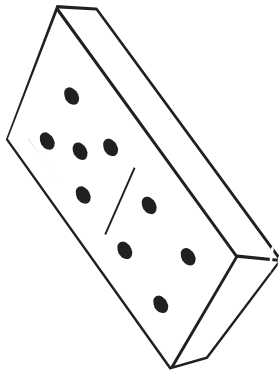

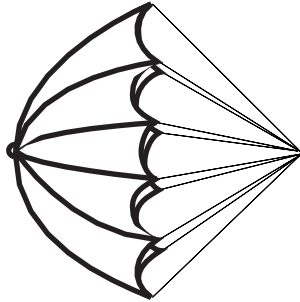


syllable picture cards: zipper-2, balloon-2, peanut-2, dragon-2, rainbow-2, button-2 

# Phonological Awareness

Syllable Say

PA. 020






syllable picture cards: giraffe-2, parachute-3, octopus-3, domino-3, family-3, dinosaur-3

# Phonological Awareness

PA. 020

Syllable Say



syllable picture cards:

computer-3, watermelon-4, tarantula-4, harmonica-4, helicopter-4, caterpillar-4

