



Phonological Awareness

PA. 018

Syllables

Syllable Hopscotch

Objective

The student will segment syllables in words.

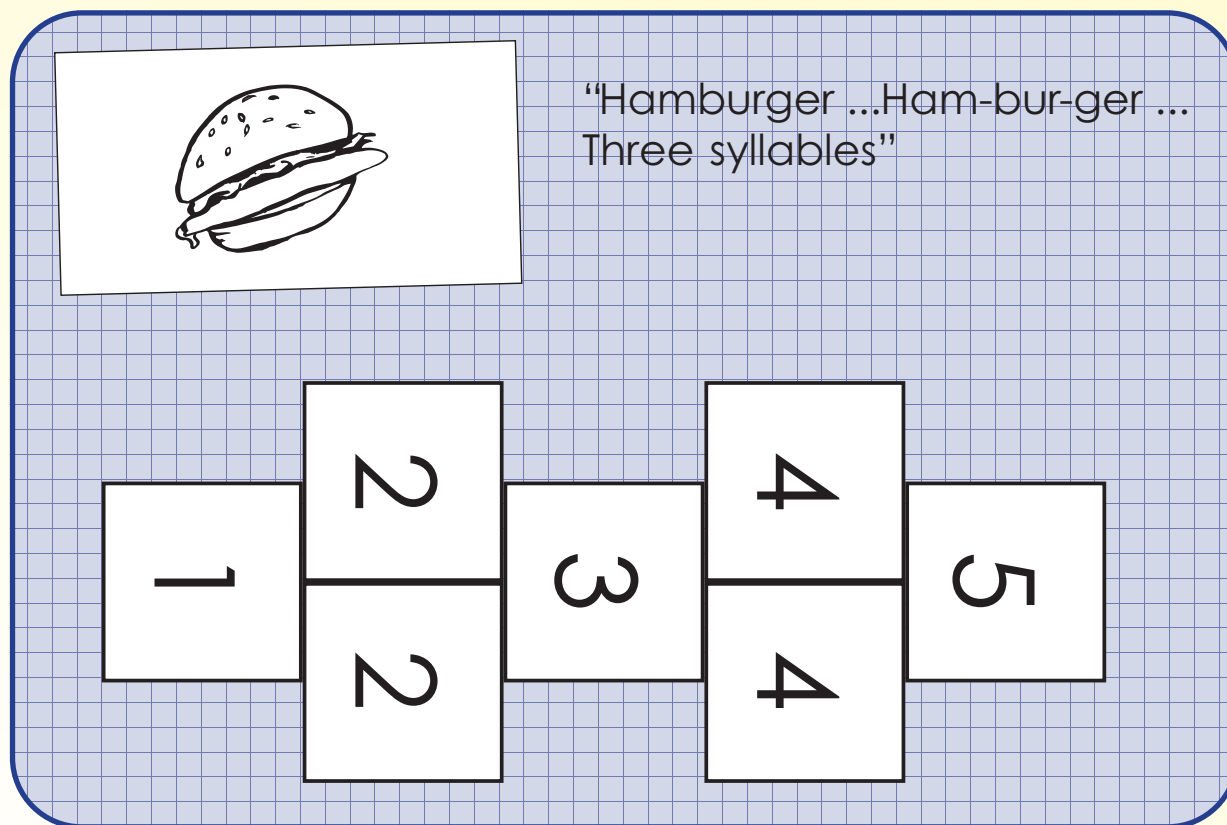
Materials

- ▶ Hopscotch board
Use a hopscotch mat, tape off a hopscotch board, or draw with sidewalk chalk.
- ▶ One-to-five syllable picture cards

Activity

Students segment the syllables in a word and hop to the corresponding number.

1. Place the cards face down in a stack. Arrange the hopscotch board on the floor.
2. Taking turns, student one selects the top card, names the picture, segments it into syllables, and counts the number of syllables (e.g., “hamburger...ham-bur-ger...three syllables”).
3. Student two repeats the segments and hops to the corresponding number.
4. Reverse roles and continue until all picture cards are used.
5. Peer evaluation



“Hamburger ...Ham-bur-ger ...
Three syllables”

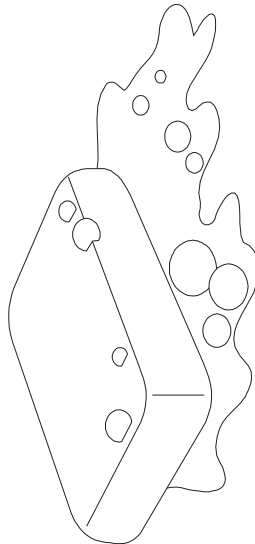

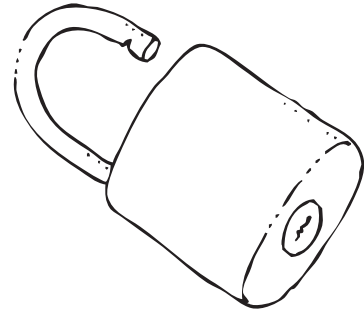

Extensions and Adaptations

- ▶ Use other one-to-five syllable picture cards.

Phonological Awareness

Syllable Hopscotch

PA. 018




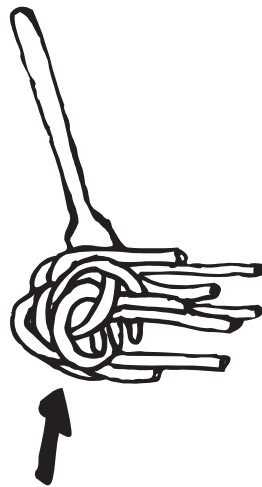
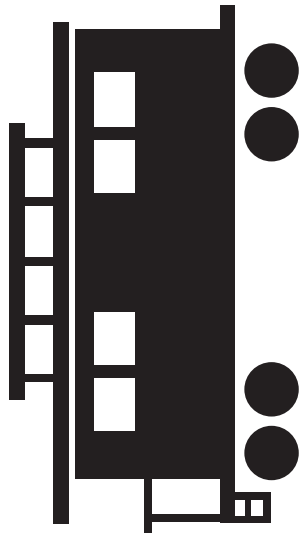
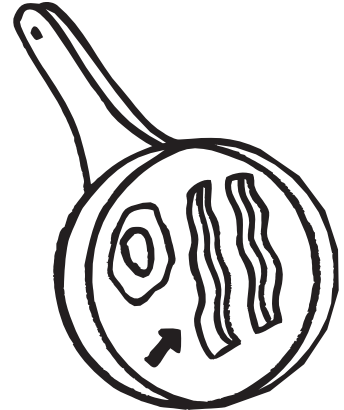
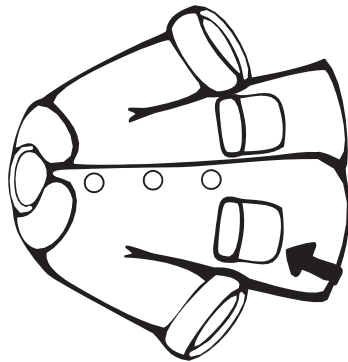
syllable picture cards: king-1, fork-1, lock-1, top-1, soap-1, tire-1



Phonological Awareness

PA. 018

Syllable Hopscotch




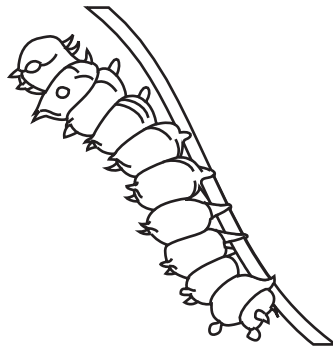


syllable picture cards:
stapler-2, pocket-2, bacon-2, caboose-2, spaghetti-3, popsicle-3



Phonological Awareness

Syllable Hopscotch

PA. 018



syllable picture cards:


hamburger-3, tornado-3, gorilla-3, television-4, caterpillar-4, tarantula-4



Phonological Awareness

PA. 018

Syllable Hopscotch



syllable picture cards: thermometer-4, rhinoceros-4, hippopotamus-5

