



Phonological Awareness

PA. 044

Phoneme Segmenting

The Sound Game

Objective

The student will segment phonemes in words.

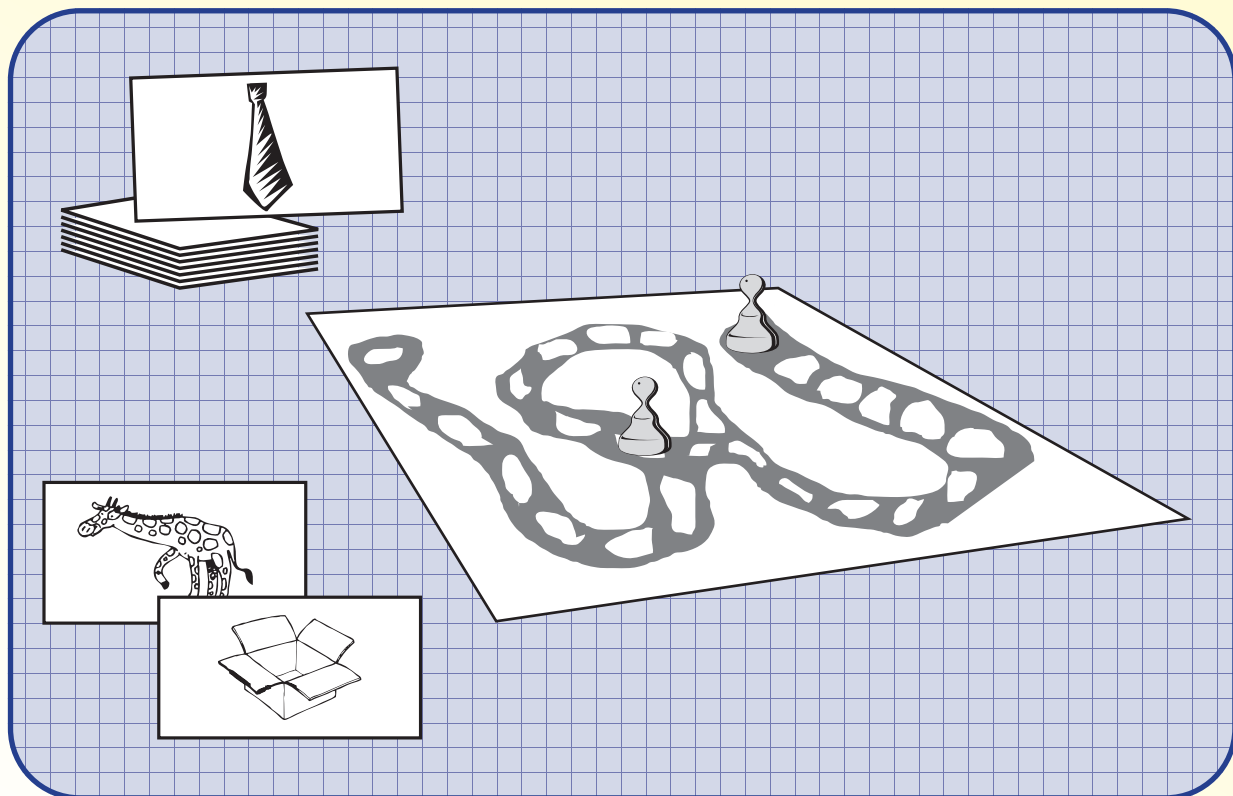
Materials

- ▶ The Sound Game board
Copy on card stock, assemble, and laminate.
- ▶ Two-to-five phoneme picture cards
- ▶ Game pieces (e.g., counters)

Activity

Students count phonemes in words while playing a board game.

1. Place the Sound Game board and phoneme picture cards face down in a stack on a flat surface. Place game pieces at START.
2. Taking turns, students pick up a picture card, name the picture, and segment the word into phonemes (e.g., “tie, /t/ /i/”).
3. Move game piece the corresponding number of spaces.
4. Continue until all students reach the END space.
5. Peer evaluation




Extensions and Adaptations

- ▶ Play using other phoneme picture cards.
- ▶ Count syllables in words.

Phonological Awareness

The Sound Game

PA. 044



Phonological Awareness

PA. 044

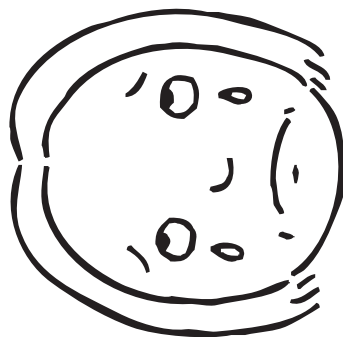
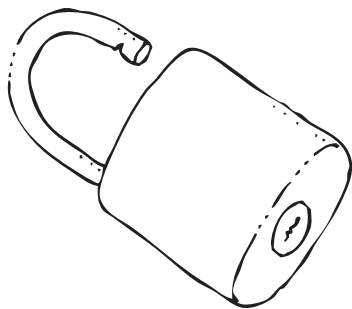
The Sound Game



Phonological Awareness

The Sound Game

PA. 044



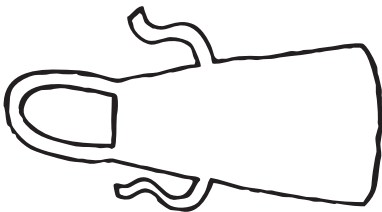
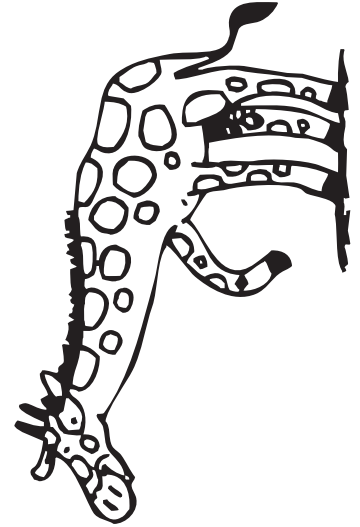
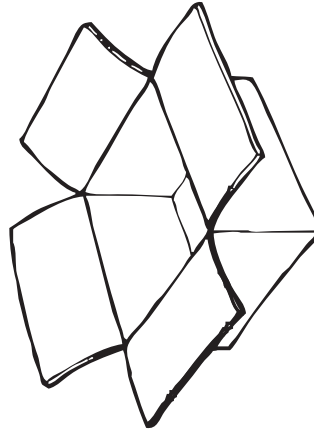

phoneme picture cards: tie-2, eight-2, key-2, lock-3, cry-3, five-3



Phonological Awareness

PA. 044

The Sound Game



7

phoneme picture cards: paint-4, box-4, giraffe-4, apron-5, peanut-5, seven-5

