



Phonological Awareness

PA. 041

Phoneme Segmenting

Phoneme Photos

Objective

The student will segment phonemes in words.

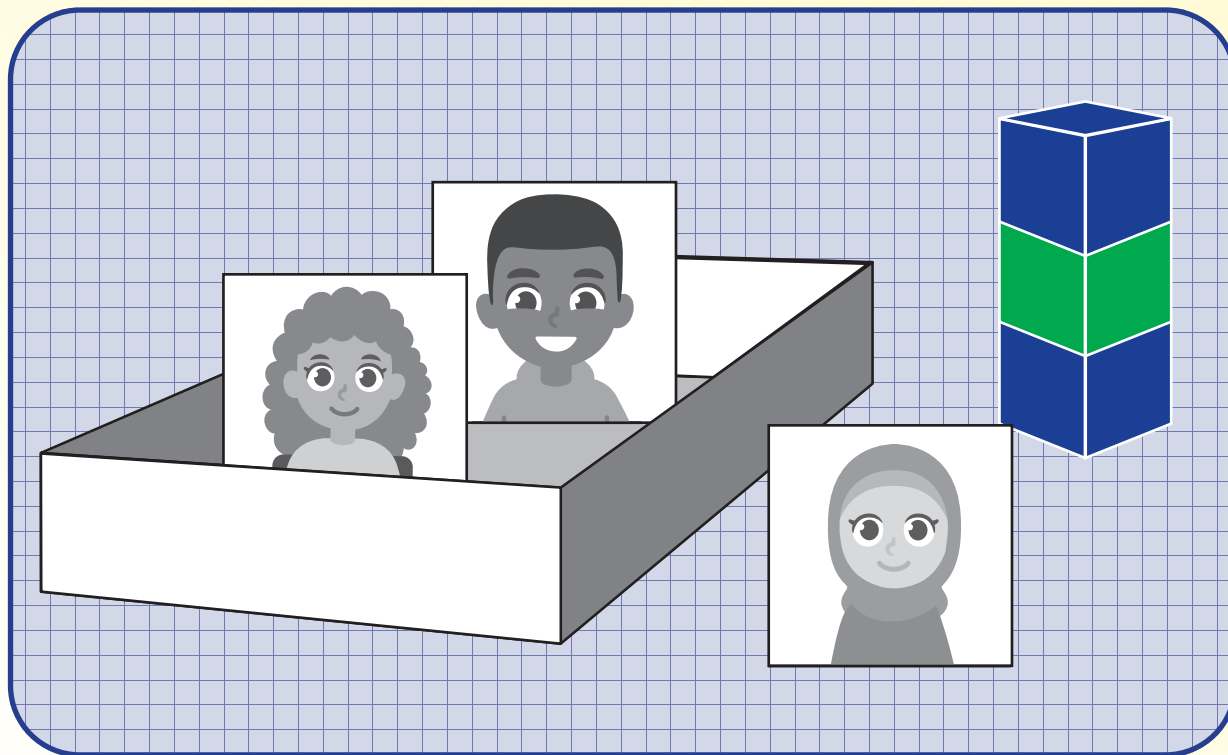
Materials

- ▶ Student photographs
*Copy the photographs (school pictures).
Label the back with the number of phonemes in each student's name.*
- ▶ Interlocking cubes

Activity

Students sound out phonemes in classmates' names.

1. Place the student photographs and interlocking cubes on a flat surface.
2. Taking turns, student one selects a photograph.
3. Student two names the student in the photograph and finger taps the phonemes in the name. Student one counts the taps and checks the back of the card.
4. Student two makes an interlocking cube tower that corresponds to the number of phonemes in the name and places it beside the photograph.
5. Reverse roles and continue until all photographs are used.
6. Peer evaluation



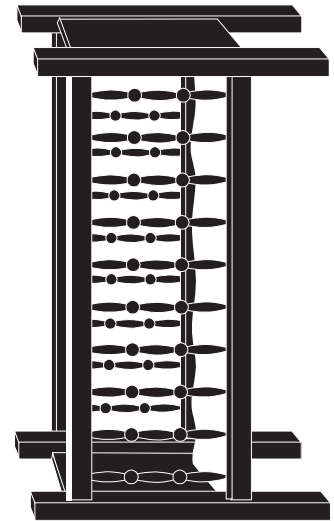

Extensions and Adaptations

- ▶ Sort photographs by number of phonemes.
- ▶ Use two - four phoneme picture cards.

Phonological Awareness

Phoneme Photos

PA. 041



picture cards: shirt-3, drum-4, tiger-4, hand-4, penny-4, crib-4



Phonological Awareness

PA. 041

Phoneme Photos
