



# Phonological Awareness

PA. 050

Phoneme Manipulating

Name Changes



## Objective

The student will manipulate phonemes in words.



## Materials

▶ Media player

▶ Script

*Record each script.*

*Note: Each script addresses phonemes in a different position within the word (i.e., initial, final, and medial).*

*Choose target position recording.*

▶ Headphones

▶ Student sheet

*Choose corresponding target position student sheet.*

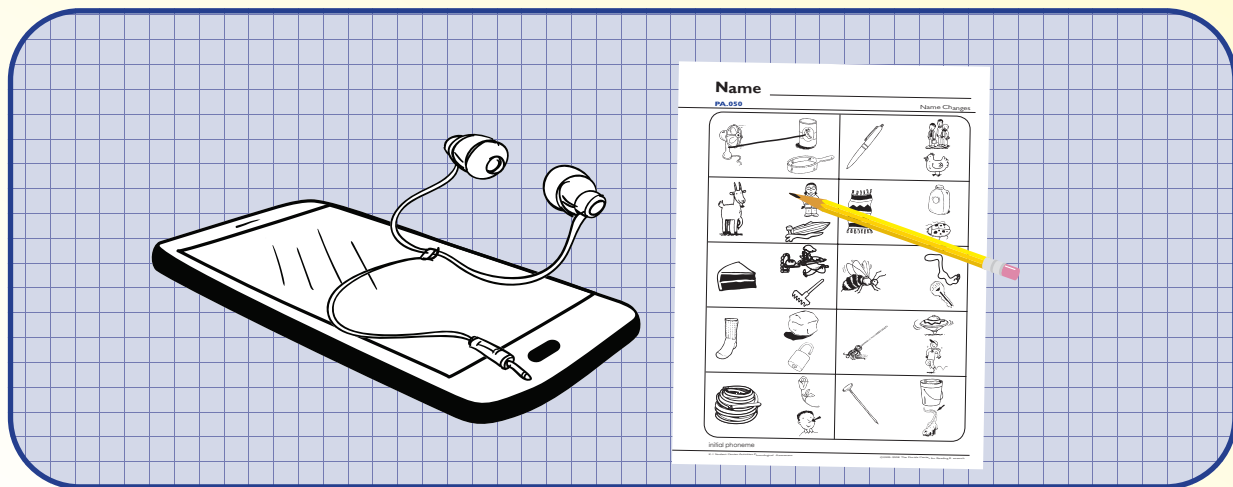
▶ Pencil



## Activity

**Students substitute phonemes in words using recorded instructions.**

1. Place media player and headphones at the center. Provide the student with a student sheet.
2. The student puts on headphones and listens to the directions (e.g., “Say fan. Now change the /f/ to /k/.”).
3. Says the new word and pauses media player (i.e., “...the new word is can.”)
4. Decides which picture represents the new word. Draws a line from the beginning picture (i.e., fan) to the picture of the new word that is formed (i.e., can).
5. Continues until student sheet is complete.
6. Teacher evaluation



## Extensions and Adaptations

- ▶ Listen to recording and complete mixed phoneme position student sheet.

# Phonological Awareness

## Teacher Script

Preparation: Record the bold text.

After recording each item, allow wait time for student to say words at the ellipses (. . .).

An answer key is provided at the bottom of the page.

Teacher begins recording:

Listen to each word, follow the directions, and say the new word. For example say, “cat.” Now change the /k/ to /h/. Say the new word . . . “hat.” Then pause the media player. Find the picture of the new word and draw a line from the beginning word (cat) to the new word (hat). Begin the media player again and go to the next picture.

Let’s begin.

Number 1. Say fan . . . Now change the /f/ to /k/ . . . Say the new word . . .

Number 2. Say pen . . . Now change the /p/ to /h/ . . . Say the new word . . .

Number 3. Say goat . . . Now change the /g/ to /b/ . . . Say the new word . . .

Number 4. Say rug . . . Now change the /r/ to /j/ . . . Say the new word . . .

Number 5. Say cake . . . Now change the /k/ to /r/ . . . Say the new word . . .

Number 6. Say bee . . . Now change the /b/ to /n/ . . . Say the new word . . .

Number 7. Say sock . . . Now change the /s/ to /l/ . . . Say the new word . . .

Number 8. Say mop . . . Now change the /m/ to /t/ . . . Say the new word . . .

Number 9. Say hose . . . Now change the /h/ to /n/ . . . Say the new word . . .

Number 10. Say nail . . . Now change the /n/ to /p/ . . . Say the new word . . .

Answer Key:

1. can 2. hen 3. boat 4. jug 5. rake 6. knee 7. lock 8. top 9. nose 10. pail

## Teacher Script

Preparation: Record the bold text.

After recording each item, allow wait time for student to say words at the ellipses (. . .).

An answer key is provided at the bottom of the page.

Teacher begins recording:

Listen to each word, follow the directions, and say the new word. For example say, “hot.” Now change the /t/ to /k/. Say the new word . . . “back.” Then pause the media player. Find the picture of the new word and draw a line from the beginning word (cat) to the new word (hat). Begin the media player again and go to the next picture.

Let’s begin.

Number 1. Say **cake** . . . Now change the /k/ to /n/ . . . Say the new word . . .

Number 2. Say **five** . . . Now change the /v/ to /l/ . . . Say the new word . . .

Number 3. Say **can** . . . Now change the /n/ to /t/ . . . Say the new word . . .

Number 4. Say **bat** . . . Now change the /t/ to /j/ . . . Say the new word . . .

Number 5. Say **kiss** . . . Now change the /s/ to /ng/ . . . Say the new word . . .

Number 6. Say **bus** . . . Now change the /s/ to /g/ . . . Say the new word . . .

Number 7. Say **cow** . . . Now change the /ow/ to /ē/ . . . Say the new word . . .

Number 8. Say **doll** . . . Now change the /l/ to /k/ . . . Say the new word . . .

Number 9. Say **pig** . . . Now change the /g/ to /n/ . . . Say the new word . . .

Number 10. Say **rope** . . . Now change the /p/ to /ch/ . . . Say the new word . . .

Answer Key:

1. cane 2. file 3. cat 4. badge 5. king 6. bug 7. key 8. dock 9. pin 10. roach

# Phonological Awareness

## Teacher Script

Preparation: Record the bold text.

After recording each item, allow wait time for student to say words at the ellipses (. . .).

An answer key is provided at the bottom of the page.

Teacher begins recording:

Listen to each word, follow the directions, and say the new word. For example say, “hot.” Now change the /o/ to /a/. Say the new word . . . “hat.” Then pause the media player. Find the picture of the new word and draw a line from the beginning word (hot) to the new word (hat). Begin the media player again and go to the next picture.

Let’s begin.

Number 1. Say cub . . . Now change the /u/ to /a/ . . . Say the new word . . .

Number 2. Say cart . . . Now change the /ar/ to /ī/ . . . Say the new word . . .

Number 3. Say bell . . . Now change the /e/ to /aw/ . . . Say the new word . . .

Number 4. Say pin . . . Now change the /i/ to /e/ . . . Say the new word . . .

Number 5. Say bike . . . Now change the /ī/ to /ā/ . . . Say the new word . . .

Number 6. Say chalk . . . Now change the /aw/ to /e/ . . . Say the new word . . .

Number 7. Say pail . . . Now change the /ā/ to /ōō/ . . . Say the new word . . .

Number 8. Say bat . . . Now change the /a/ to /ē/ . . . Say the new word . . .

Number 9. Say moon . . . Now change the /ōō/ to /a/ . . . Say the new word . . .

Number 10. Say phone . . . Now change the /ō/ to /i/ . . . Say the new word . . .

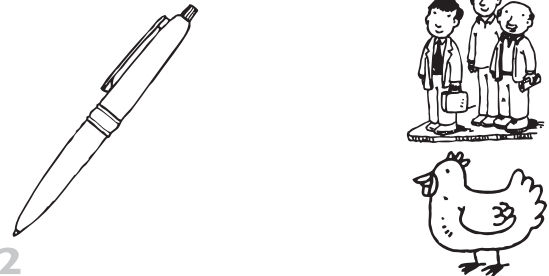
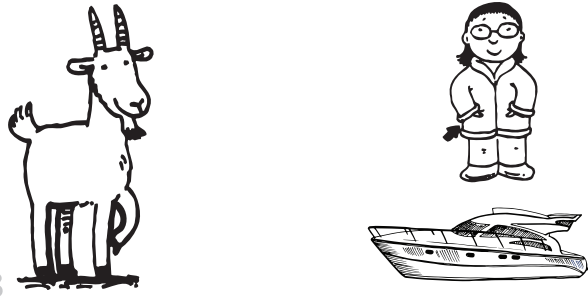


Answer Key:

1. cab 2. kite 3. ball 4. pen 5. bake 6. check 7. pool 8. beet 9. man 10. fin

# Phonological Awareness

PA. 050

Name Changes





















<p>1</p> 	<p>2</p> 
<p>3</p> 	<p>4</p> 
<p>5</p> 	<p>6</p> 
<p>7</p> 	<p>8</p> 
<p>9</p> 	<p>10</p> 

initial phoneme

# Phonological Awareness

Name Changes

PA. 050











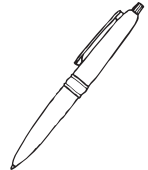









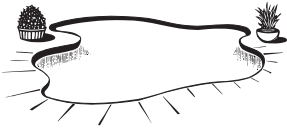








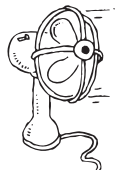
<p>1</p>  	<p>2</p>  
<p>3</p>  	<p>4</p>  
<p>5</p>  	<p>6</p>  
<p>7</p>  	<p>8</p>  
 	<p>10</p>  

final phoneme

# Phonological Awareness

PA. 050

Name Changes

<p>1</p>   	<p>2</p>   
<p>3</p>   	<p>4</p>   
<p>5</p>   	<p>6</p>   
<p>7</p>   	<p>8</p>   
  	<p>10</p>   

medial phoneme

# Phonological Awareness

## Teacher Script

Preparation: Record the bold text.

After recording each item, allow wait time for student to say words at the ellipses (. . .).

An answer key is provided at the bottom of the page.

Teacher begins recording:

Listen to each word, follow the directions, and say the new word. For example say, “bat.” Now change the /t/ to /k/. Say the new word . . . “back.” Then pause the media player. Find the picture of the new word and draw a line from the beginning word (bat) to the new word (back). Begin the media player again and go to the next picture.

Let’s begin.

Number 1. Say bat . . . Now change the /b/ to /h/ . . . Say the new word . . .

Number 2. Say match . . . Now change the /ch/ to /p/ . . . Say the new word . . .

Number 3. Say cane . . . Now change the /ā / to /a/ . . . Say the new word . . .

Number 4. Say mice . . . Now change the /m/ to /r/ . . . Say the new word . . .

Number 5. Say boat . . . Now change the /t/ to /n/ . . . Say the new word . . .

Number 6. Say back . . . Now change the /a/ to /ī/ . . . Say the new word . . .

Number 7. Say dog . . . Now change the /d/ to /l/ . . . Say the new word . . .

Number 8. Say kite . . . Now change the /ī/ to /ō/ . . . Say the new word . . .

Number 9. Say dive . . . Now change the /v/ to /s/ . . . Say the new word . . .

Number 10. Say sax . . . Now change the /a/ to /i/ . . . Say the new word . . .

Answer Key:



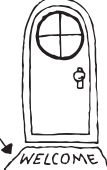



























1. hat 2. map 3. can 4. rice 5. bone 6. bike 7. log 8. coat 9. dice 10. six



# Phonological Awareness

PA. 050

Name Changes

<p>1</p>   	<p>2</p>   
<p>3</p>   	<p>4</p>   
<p>5</p>   	<p>6</p>   
<p>7</p>   	<p>8</p>   
<p>9</p>   	<p>10</p>   

initial, final, and medial phonemes