



Objective

The student will produce meaningful sentences.

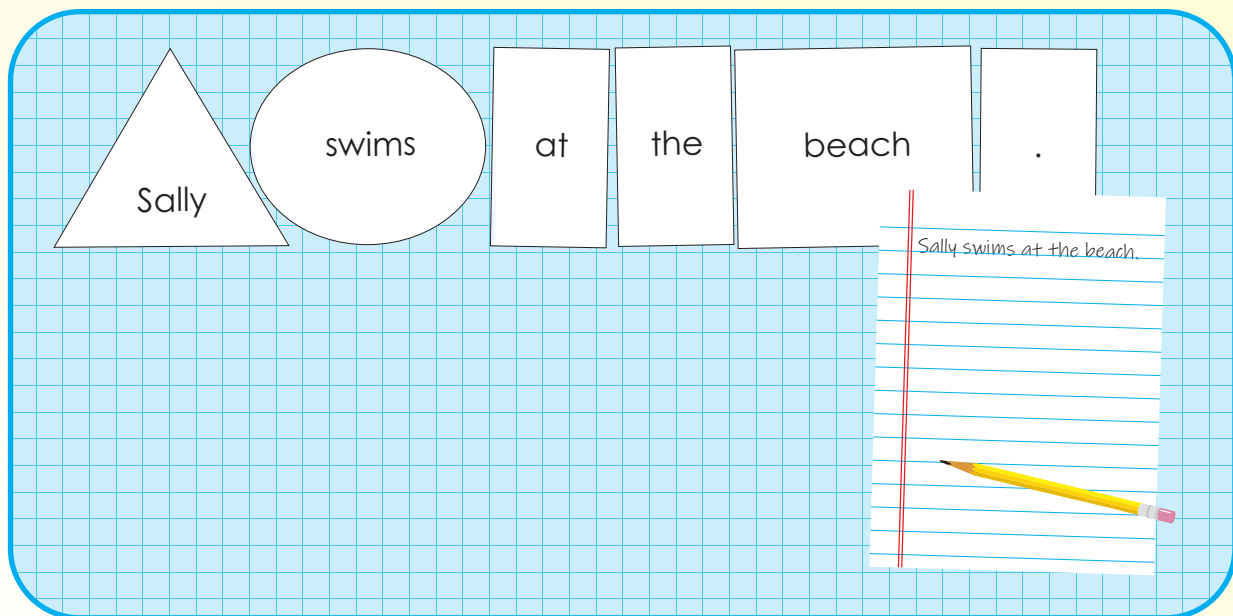
Materials

- ▶ “Who” word cards
- ▶ “Action” word cards
- ▶ “What” word cards
- ▶ Function word and punctuation cards
- ▶ Paper
- ▶ Pencils

Activity

Students make sentences using selected words.

1. Place the “who,” “action,” and “what” word cards face up in separate stacks. Place the function word and punctuation cards face up in rows. Provide each student with paper.
2. Working in pairs, students select a card from each stack and place them in sentence order (i.e., “who,” “action,” and “what”).
3. Read the words on the cards (e.g., “Sally swims beach”). Identify and insert function words and punctuation cards needed to make a meaningful sentence (e.g., at, the, “.”).
4. Read the sentence (i.e., “Sally swims at the beach.”) and record on paper. If the sentence is silly, put a ☹ next to it.
5. Continue until at least five sentences are recorded.
6. Teacher evaluation



Extensions and Adaptations

- ▶ Rearrange cards so that there are no silly sentences.
- ▶ Make and use other word cards.

Comprehension

Build a Sentence

C. 005

Sally

dog

brother

team

dishes

Goldilocks

"who" word cards



swims

chewed

lost

won

fell

broke



Comprehension

Build a Sentence

C. 005

beach

bone

book

game

shelf

chair

"what" word cards



Comprehension

C. 005

Build a Sentence

at

a

Her

the

My

his

Our

off

.

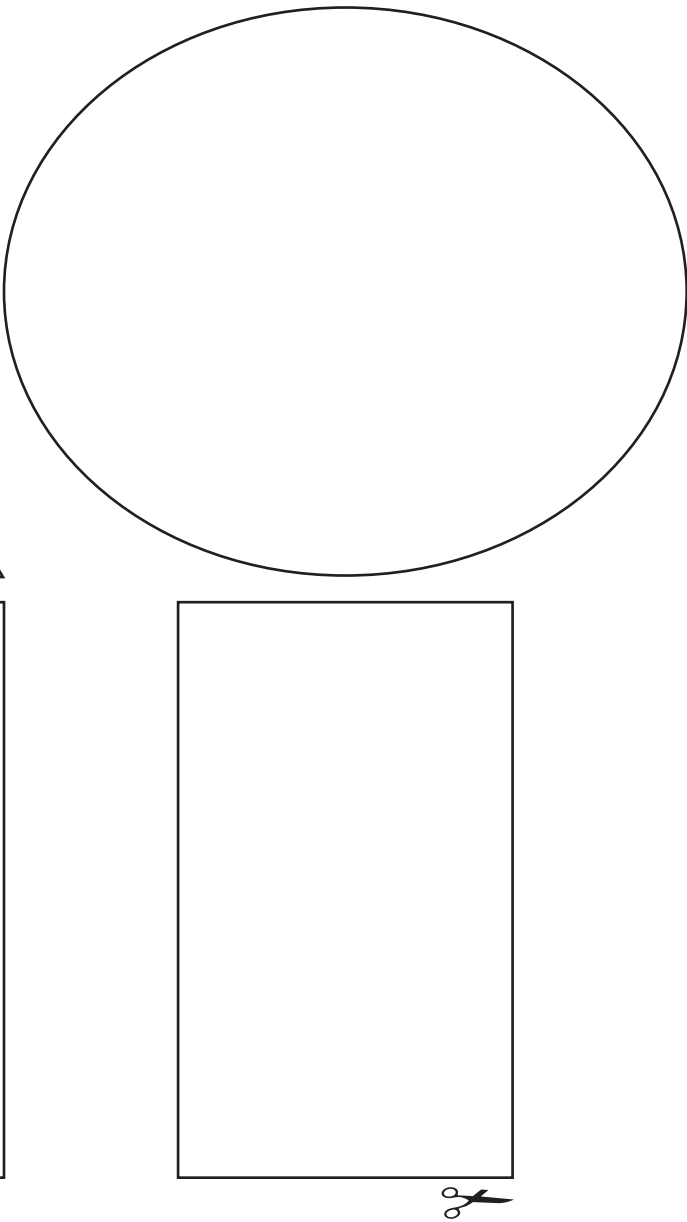
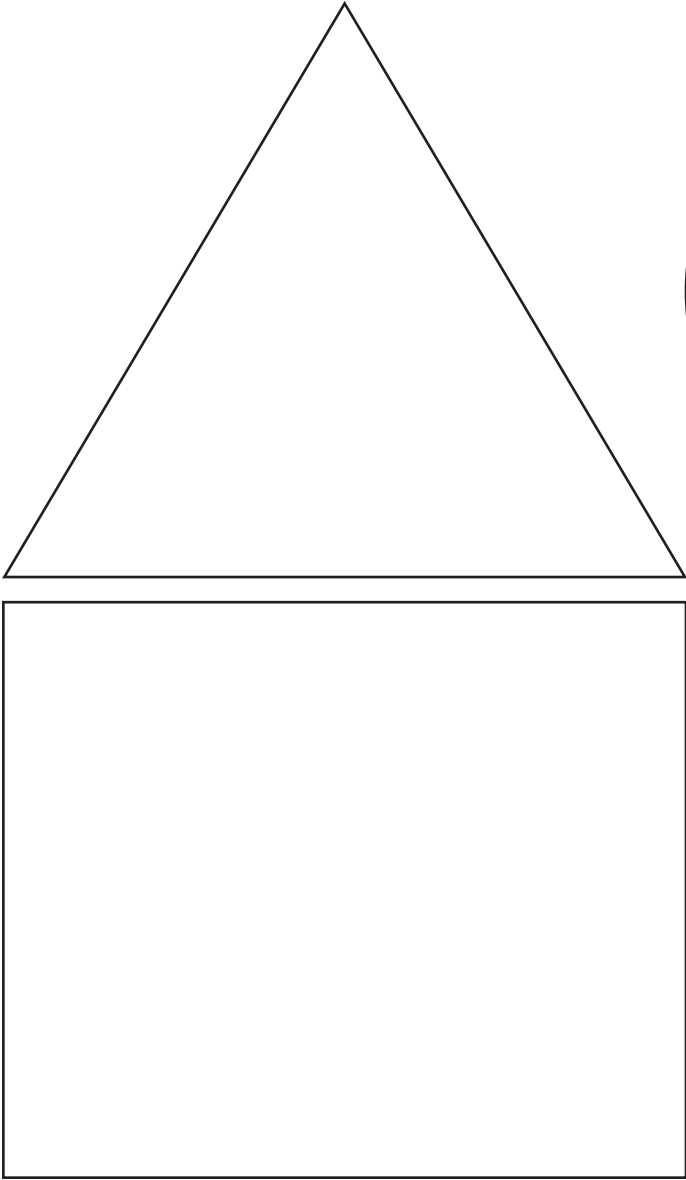
function word and punctuation cards



Comprehension

Build a Sentence

C. 005



blank word cards