



Objective

The student will produce more precise alternatives for overused words.


Materials

- ▶ Worn-Out Words header cards
- ▶ Word cards
Copy two pages and laminate.
- ▶ Student sheet
- ▶ Vis-à-Vis® markers
- ▶ Pencils

Activity

Students write more precise alternatives for overused words.

1. Place header cards face up in a row on a flat surface. Place word cards face down in a stack. Provide each student with a student sheet.
2. Taking turns, students select the top card from the stack and read the word at the bottom of the card (e.g., nice).
3. Write a precise alternative (e.g., friendly) and place under the corresponding header.
4. Read the word.
5. Continue until each header has four alternatives.
6. Record information on a student sheet.
7. Teacher evaluation



Extensions and Adaptations

- ▶ Write and sort more precise alternatives for other overused words using header cards. Record on student sheet.
- ▶ Write sentences using some of the alternative words.

Vocabulary


Worn-Out Words

V. 027




awesome

header




nice

header



pretty

header



bad

header

header cards



Vocabulary

V. 027

Worn-Out Words



word cards



Vocabulary

Worn-Out Words

V. 027







word cards



Name _____

V. 027





Worn-Out Words

 awesome	 bad
 pretty	 nice

Vocabulary

Worn-Out Words

V. 027

		header			header
		header			header

header cards



Name _____

V. 027

Worn-Out Words

