



Objective

The student will identify the components of a plot.


Materials

- ▶ Narrative text
Choose text within students' instructional-independent reading level range.
- ▶ Student sheet
- ▶ Pencil

Activity

Students write the parts of a plot on a graphic organizer.

1. Provide the student with a copy of the text and a student sheet.
2. The student reads or reviews the text.
3. Writes the parts of the plot on the student sheet.
4. Teacher evaluation



Extensions and Adaptations

- ▶ Write a summary of the plot on the back of the student sheet.
- ▶ Use a more detailed graphic organizer to record plot.
- ▶ Select two stories, complete a student sheet on each, and discuss the plots with a partner.
- ▶ Use other plot graphic organizers.

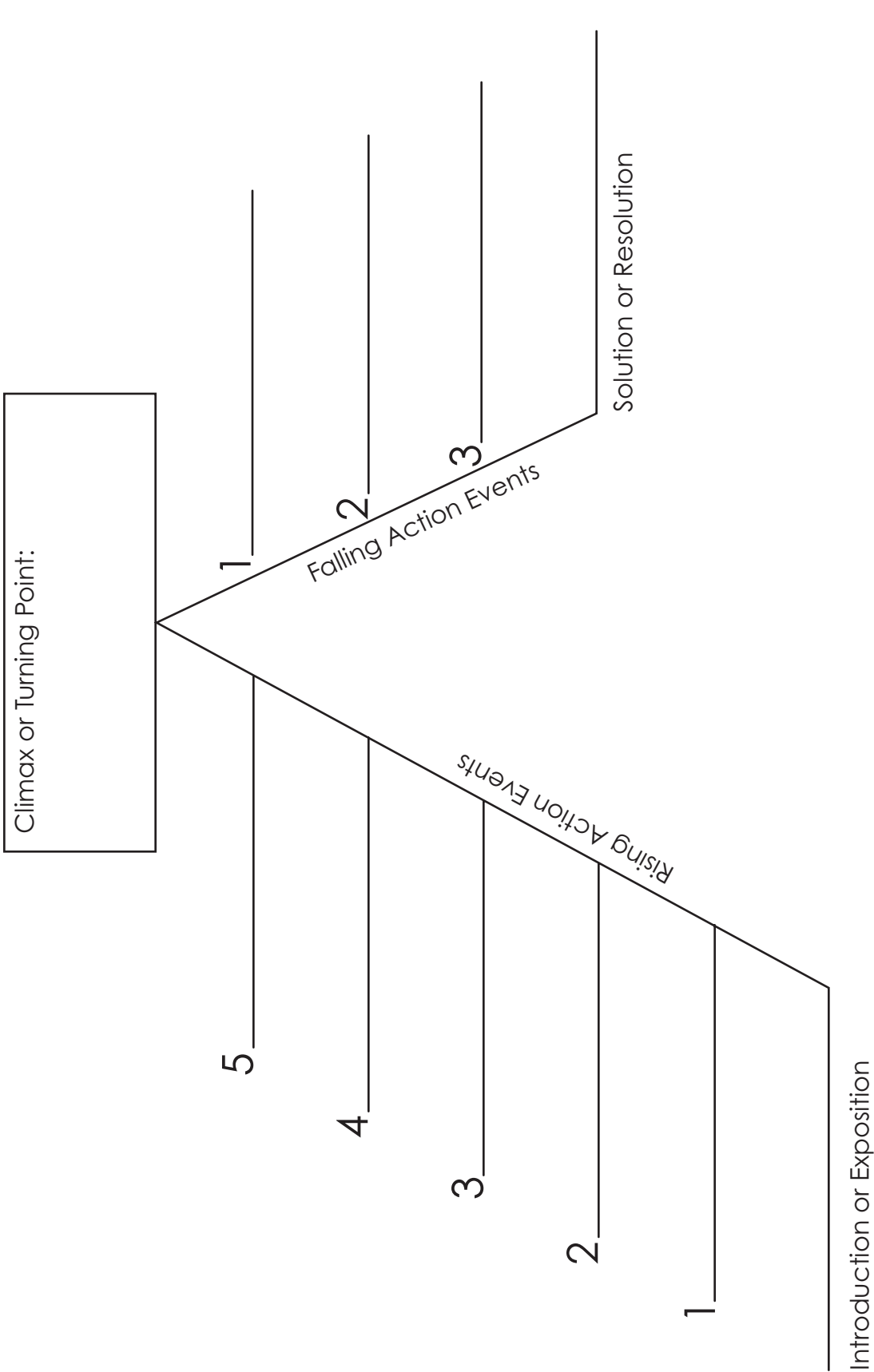
Name _____

Plot Plan

C. 006

Title: _____

Author: _____



Name _____

C. 006

Plot Plan

Title: _____ Author: _____

Climax or Turning Point:

1 _____

2 _____

3 _____

Falling Action Events

Solution or Resolution

Conflict:

Theme:

5 _____

4 _____

3 _____

2 _____

1 _____

Rising Action Events

Introduction or Exposition

Setting:

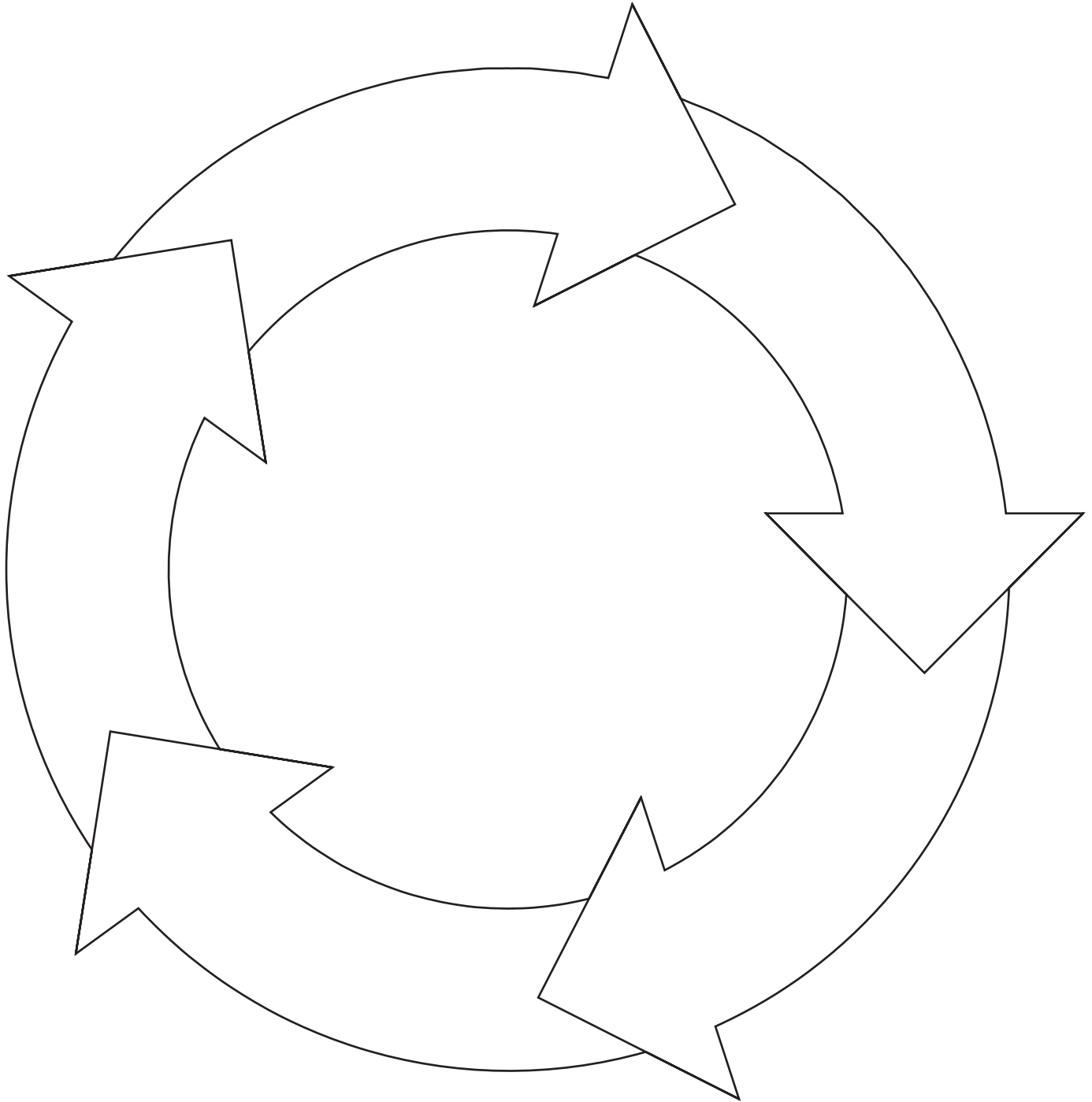
Name _____

Plot Plan

C. 006

Title: _____

Author: _____



Name _____

C. 006

Plot Plan

Title: _____

Author: _____

