



Objective

The student will identify details in text.


Materials

- ▶ Expository text
Choose text within students' instructional-independent reading level range.
- ▶ Student sheet
- ▶ Pencil

Activity

Students locate and record details in expository text by completing a graphic organizer.

1. Provide the student with a copy of the text and a student sheet.
2. The student reads or reviews the text.
3. Writes the topic on the student sheet.
4. Writes details from the text in the designated areas.
5. Teacher evaluation



Extensions and Adaptations

- ▶ Discuss details with a partner.
- ▶ Use other graphic organizers to record details.
- ▶ Compare similar and different details between two different topics by using a graphic organizer (e.g., Civil War and World War II).

Name _____

Detail Delight

C. 015

Topic: _____

detail

detail

detail

detail

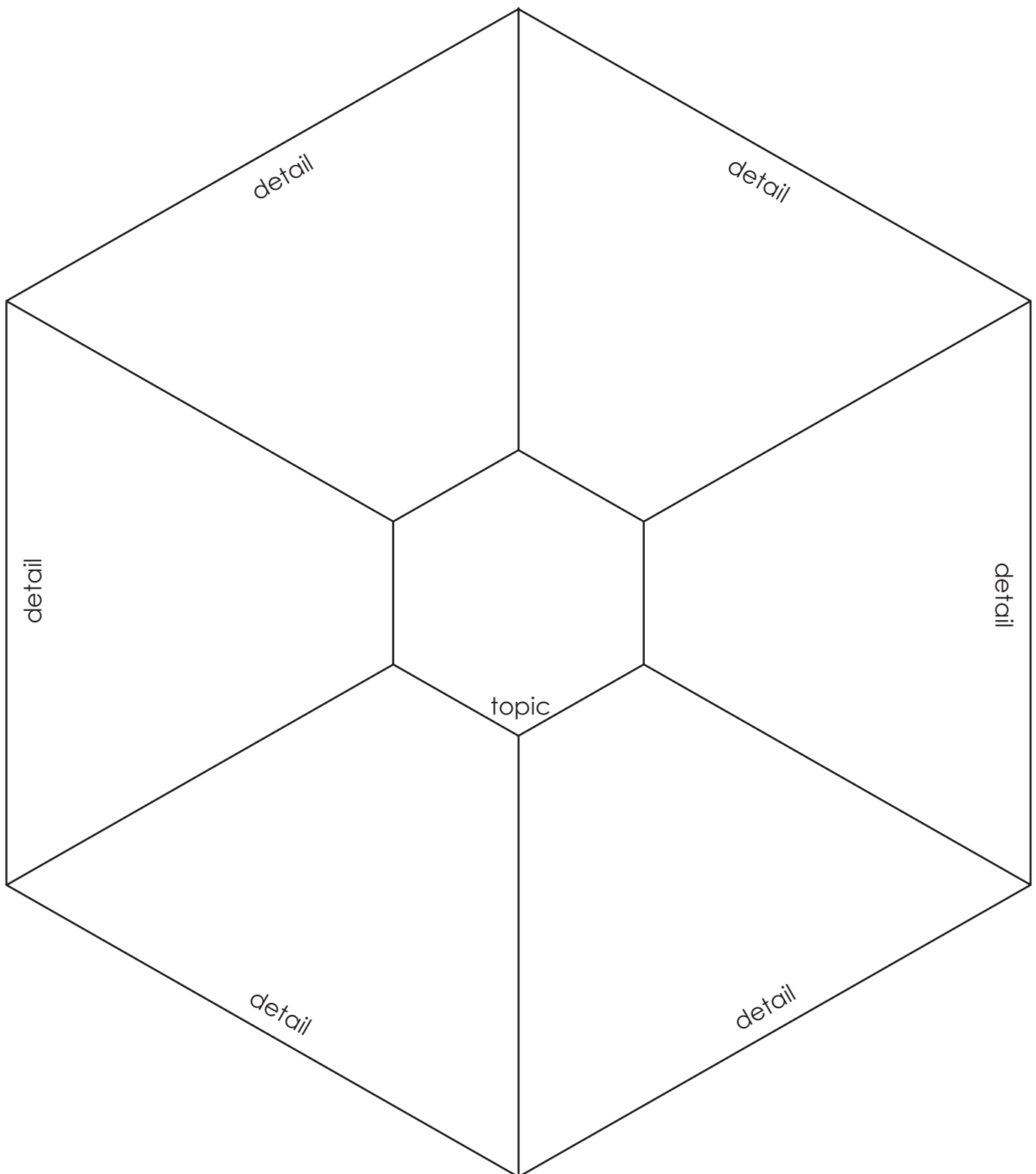
detail

detail

Name _____

C. 015

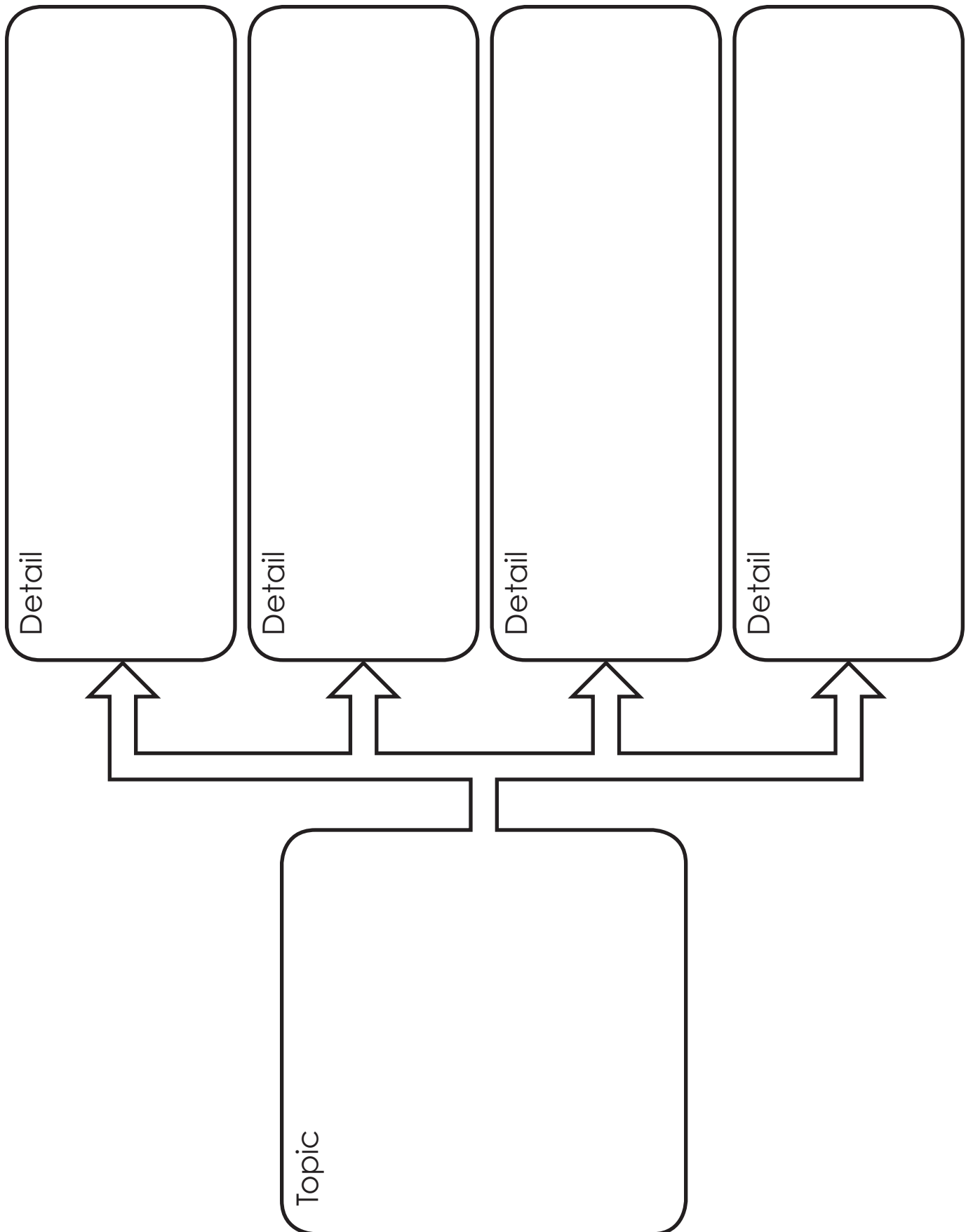
Detail Delight



Name _____

Detail Delight

C. 015



Name _____

C. 015

Detail Delight

Topic: _____

--	--	--	--	--	--	--	--	--	--	--	--	--	--	--	--	--	--	--	--	--

Topic: _____

similar details																				
-----------------	--	--	--	--	--	--	--	--	--	--	--	--	--	--	--	--	--	--	--	--

--	--	--	--	--	--	--	--	--	--	--	--	--	--	--	--	--	--	--	--	--