



Word Wake-Up



Objective

The student will identify more precise alternatives for overused words.



Materials

- ▶ Pocket chart
- ▶ Word Wake-Up header cards
- ▶ Word cards
- ▶ Student sheet
- ▶ Pencils



Activity

Students identify more precise words for overused words by playing a sorting game.

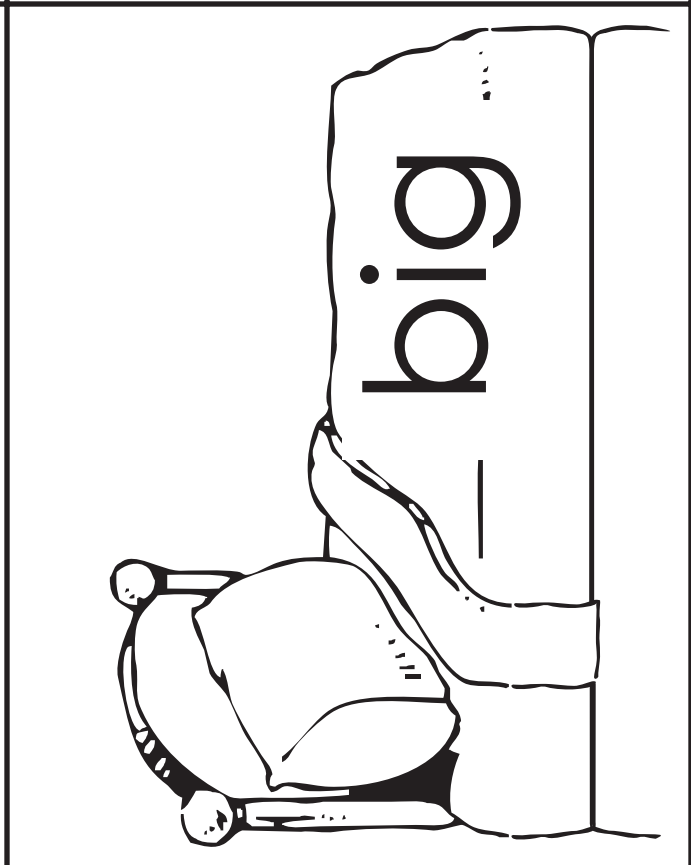
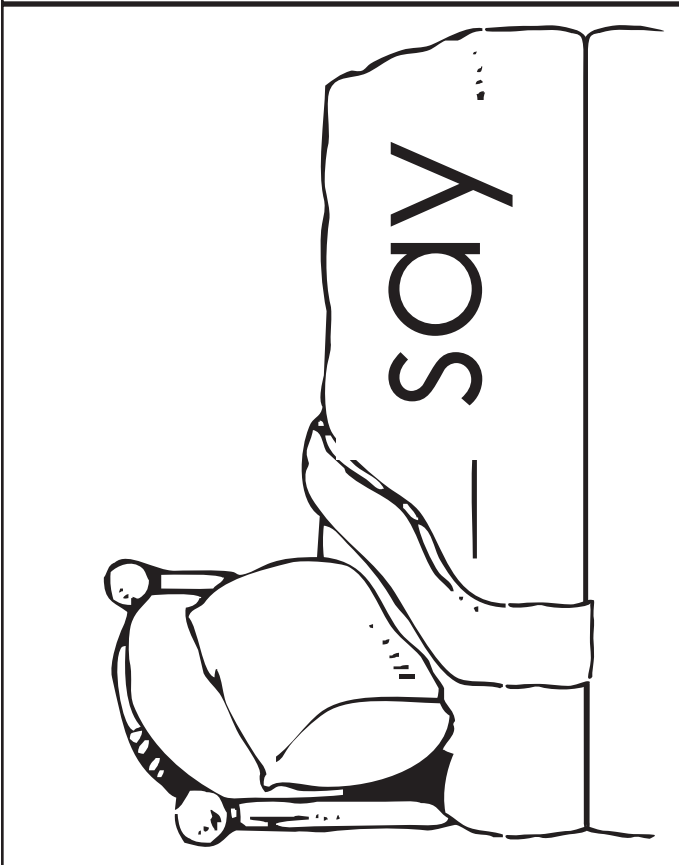
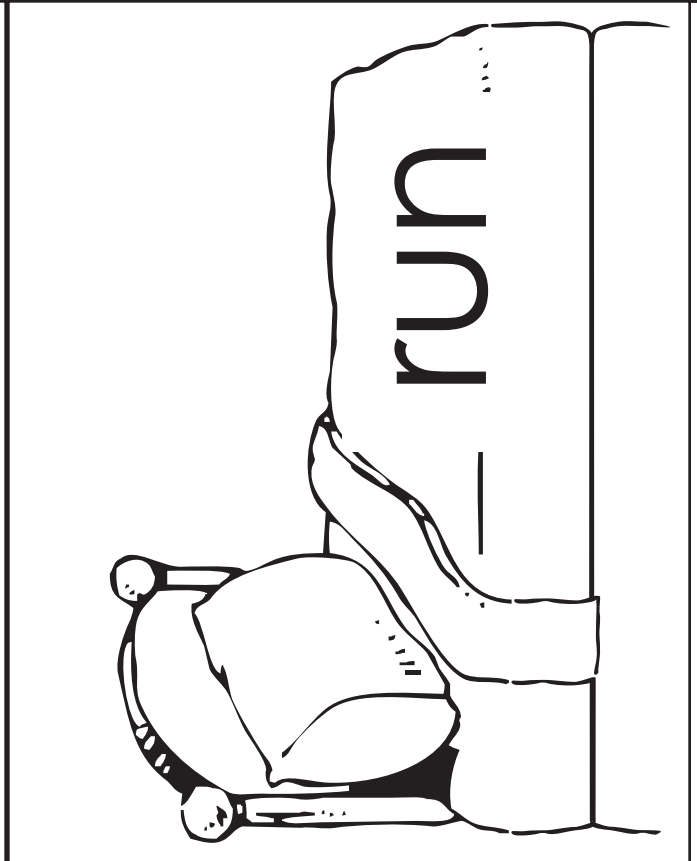

1. Place header cards in a row on the pocket chart. Place word cards face down in a stack at the center. Provide each student with a student sheet.
2. Taking turns, students select the top card from the stack and read the word (e.g., joyful).
3. Look at the overused words on the headers.
4. Match the word card to the corresponding overused word (i.e., happy).
5. Place word under corresponding header and read all words in column.
6. Continue until all words are sorted.
7. Record information on a student sheet.
8. Teacher evaluation

| | | | |
|-------|------|--------|------|
| say | run | happy | big |
| shout | jog | joyful | huge |
| | race | | |
| | | | |



Extensions and Adaptations

- ▶ Produce more precise alternatives for other overused words.
- ▶ Write sentences using some of the alternative words.



header cards



Vocabulary

Word Wake-Up

V. 021

state

shout

speak

explain

huge

large

giant

immense



cheerful

content

pleased

joyful

jog

sprint

dash

race




Name _____

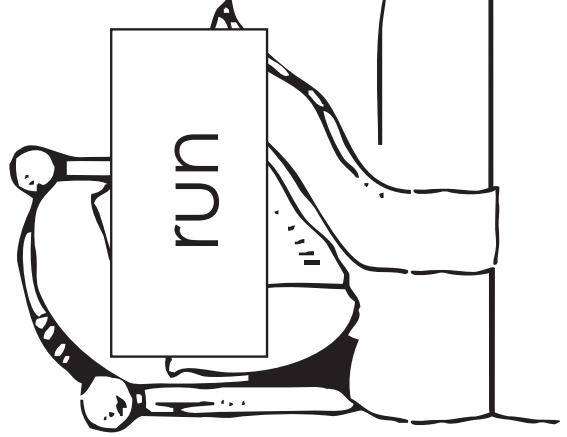
Word Wake-Up

V. 021

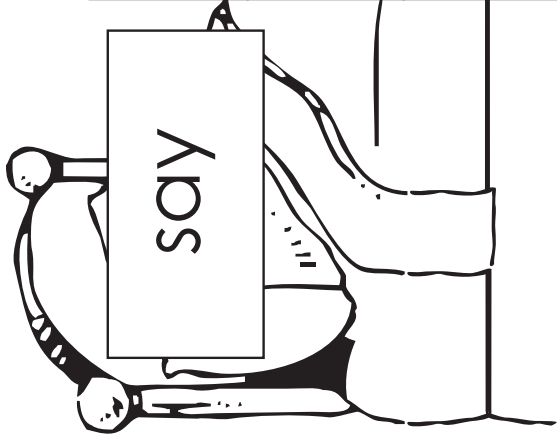
| | | | |
|--|--|--|--|
| | | | |
|--|--|--|--|



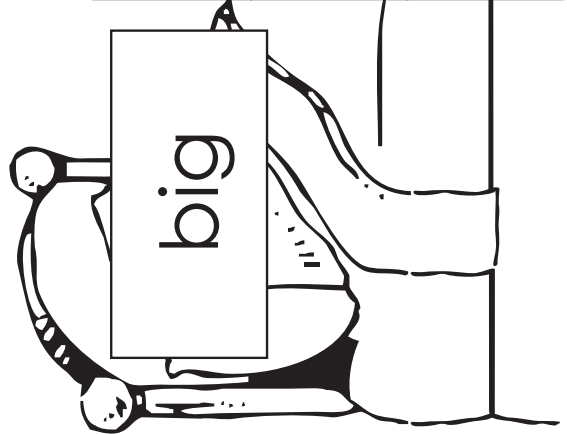
| | | | |
|--|--|--|--|
| | | | |
|--|--|--|--|



| | | | |
|--|--|--|--|
| | | | |
|--|--|--|--|



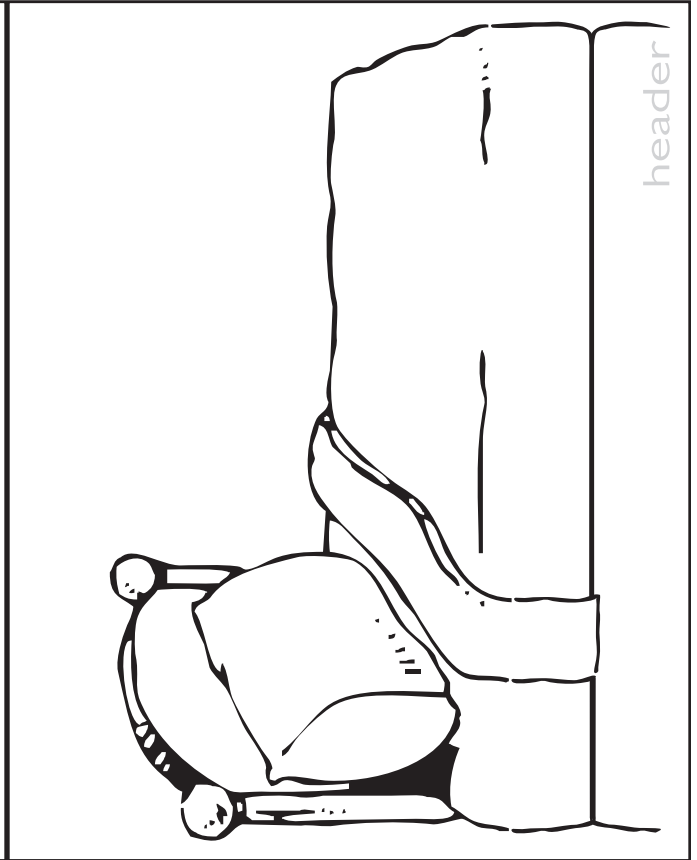
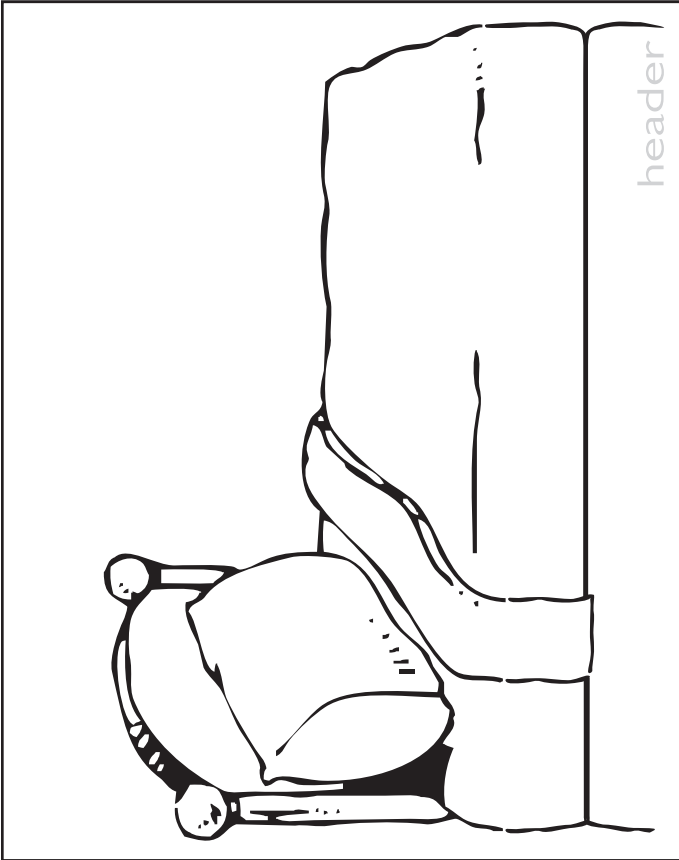
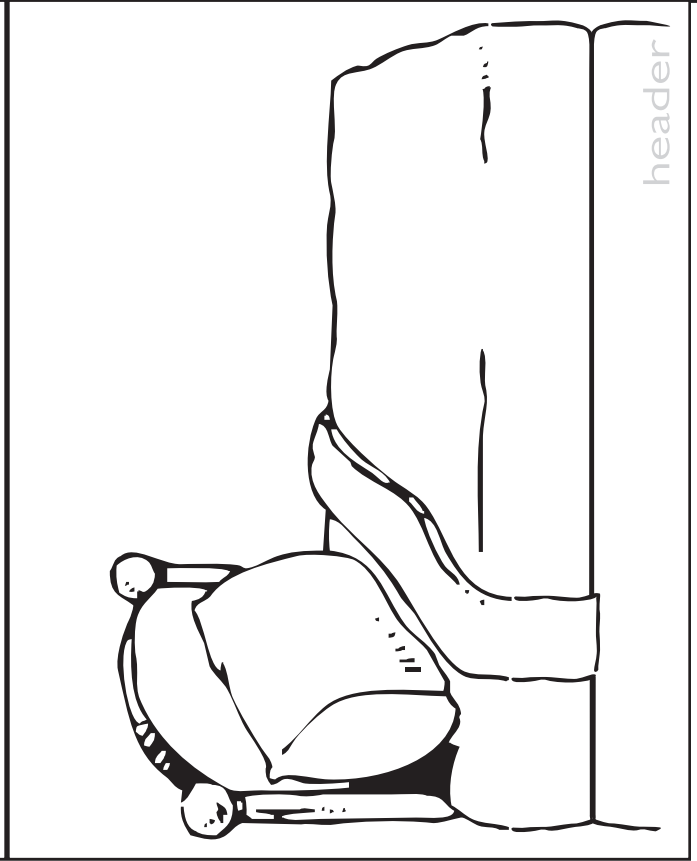
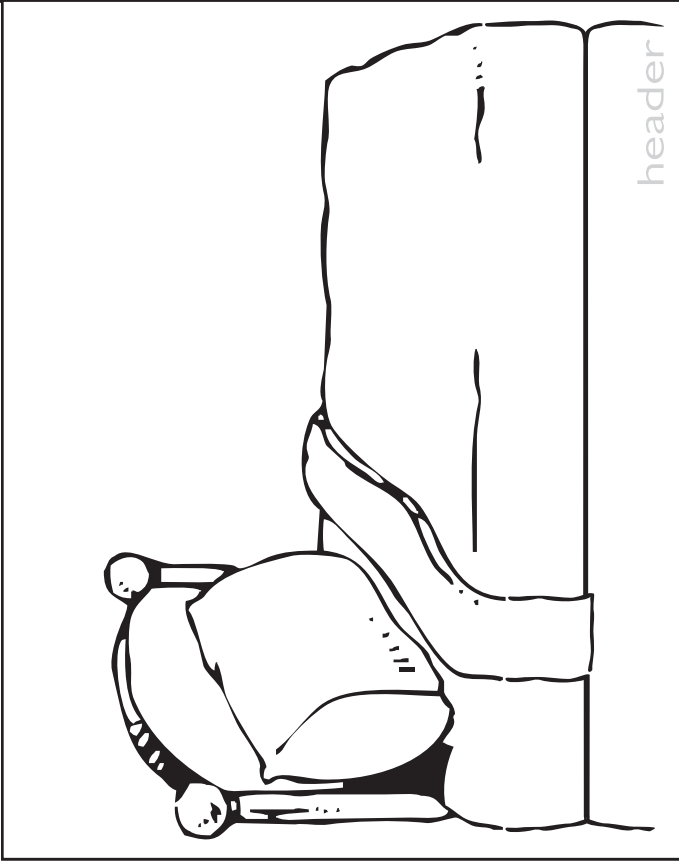
| | | | |
|--|--|--|--|
| | | | |
|--|--|--|--|



Vocabulary

V. 021

Word Wake-Up



header cards

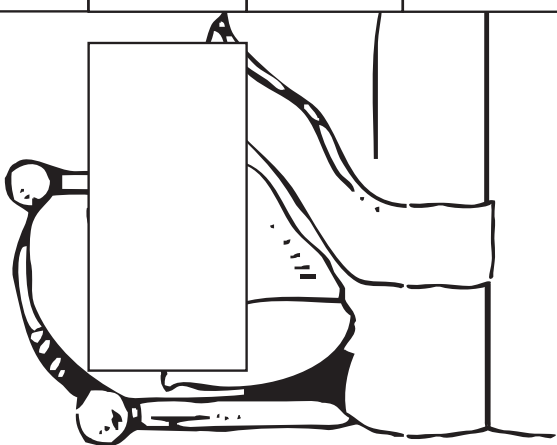


Name _____

Word Wake-Up

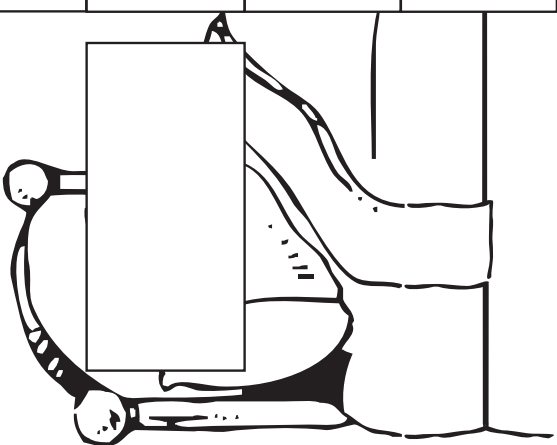
V. 021

| | | | |
|--|--|--|--|
| | | | |
| | | | |



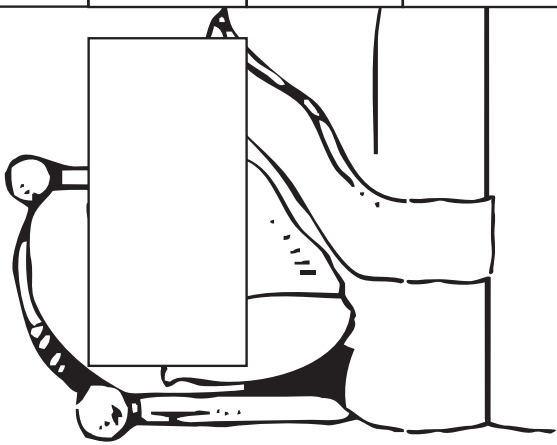
A line drawing of a person with curly hair sitting at a desk. A large, blank rectangular sign is placed on the desk in front of them. The person's hands are resting on the desk.

| | | | |
|--|--|--|--|
| | | | |
| | | | |



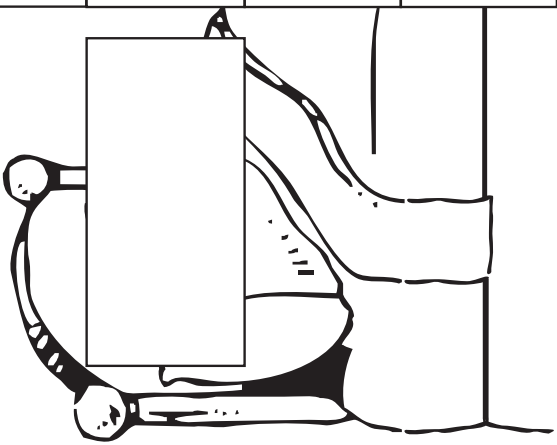
A line drawing of a person with curly hair sitting at a desk. A large, blank rectangular sign is placed on the desk in front of them. The person's hands are resting on the desk.

| | | | |
|--|--|--|--|
| | | | |
| | | | |



A line drawing of a person with curly hair sitting at a desk. A large, blank rectangular sign is placed on the desk in front of them. The person's hands are resting on the desk.

| | | | |
|--|--|--|--|
| | | | |
| | | | |



A line drawing of a person with curly hair sitting at a desk. A large, blank rectangular sign is placed on the desk in front of them. The person's hands are resting on the desk.