

Phonological Awareness



Phoneme Matching

PA. 002

Match Maker

Objective

The student will match initial phonemes in words.

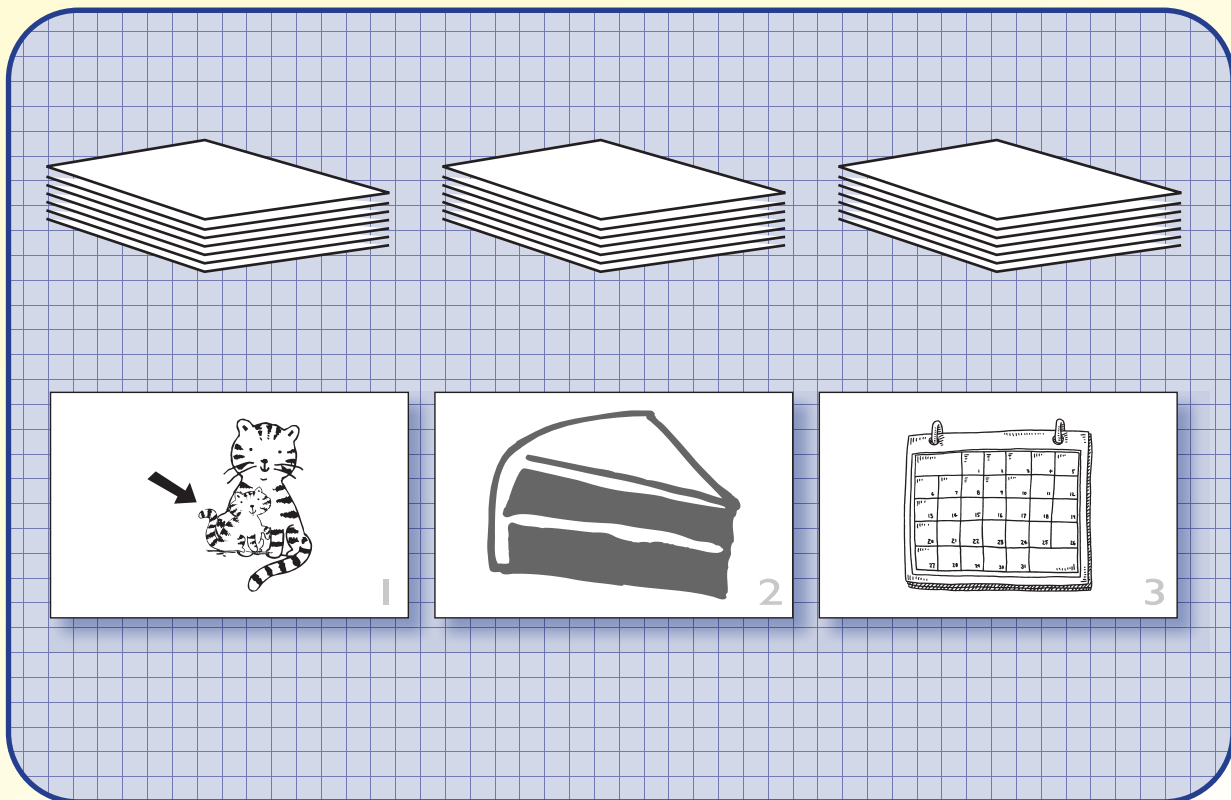
Materials

▶ Initial phoneme picture cards

Activity

Students identify initial phonemes by matching picture cards.

1. Divide the initial phoneme pictures by the numbers on the cards and place face down in three separate stacks.
2. Taking turns, students select the top card from each stack.
3. Say the name and initial sound of each picture. For example, “kitten /k/, cake /k/, calendar, /k/.” If initial sounds match on all three cards, student keeps all three cards. If two cards have the same initial sound, keep those and return the nonmatching card to the middle (not the bottom) of the appropriate stack. If no cards match, return all three cards to the middle (not the bottom) of their respective stacks.
4. Continue activity until all possible matches are made.
5. Peer evaluation










Extensions and Adaptations

- ▶ Use same initial phoneme picture cards in open sort.
- ▶ Make alliterative rebus sentences using picture cards.

Phonological Awareness

PA. 002

Match Maker




baby, watermelon, cheek, lip, shoe, thumb, house, kitten




Phonological Awareness

Match Maker


PA. 002



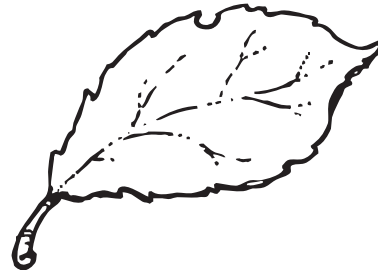
2



2



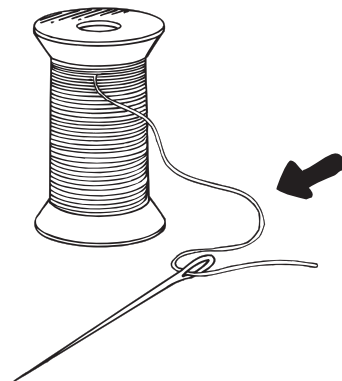
2




2



2



2



2



2


bacon, wagon, chimney, leaf, shoulder, thread, hammer, cake



Phonological Awareness

PA. 002


Match Maker



3



3



3




3




3

13

3



3



3

bowl, watch, chalk, lettuce, shovel, thirteen, heart, calendar

