



Phonological Awareness

PA. 001

Phoneme Matching

Initial Phoneme Picture Sort

Objective

The student will match initial phonemes in words.


Materials

- ▶ Initial phoneme header picture cards
- ▶ Initial phoneme picture cards

Activity

Students match initial phonemes by sorting pictures.

1. Place header cards face up on a flat surface. Mix and place the initial phoneme picture cards face down in a stack.
2. Taking turns, students select a card from the stack, name the picture, and say the initial phoneme (e.g., “penguin, /p/”).
3. Place in column under matching initial phoneme header card.
4. Point to and name picture cards in entire column starting at top.
5. Continue until all cards are sorted.
6. Peer evaluation



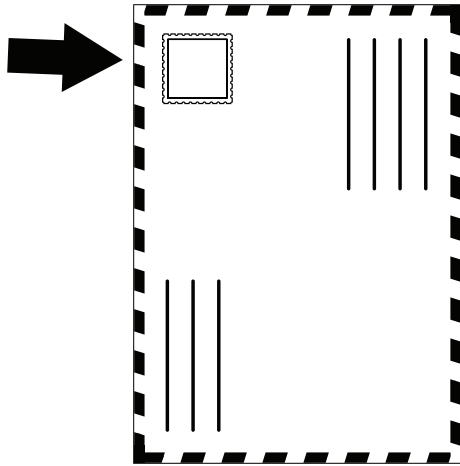
Extensions and Adaptations

- ▶ Use additional picture cards to sort by other initial phonemes.
- ▶ Use other picture cards to sort by final or medial phoneme.

Phonological Awareness

Initial Phoneme Picture Sort

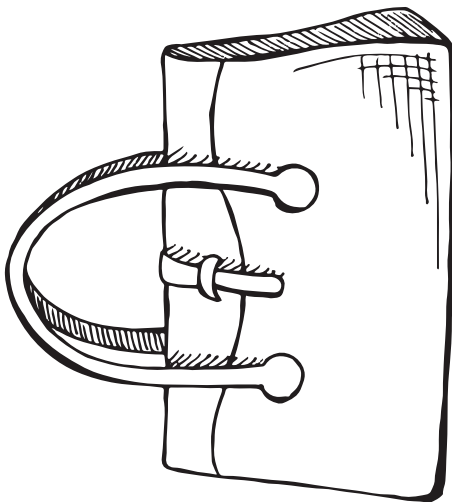
PA. 001




header



header



header



header



header cards: stamp, shark, purse, bike



Phonological Awareness

PA. 001

Initial Phoneme Picture Sort







star, sweater, spider, spoon, saddle, sun, shower, shawl



Phonological Awareness

Initial Phoneme Picture Sort

PA. 001




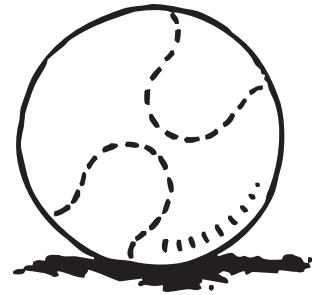
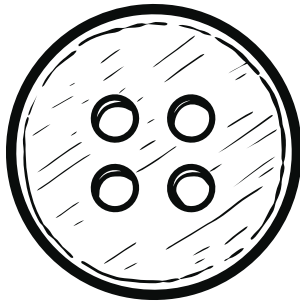

ship, shell, shoe, shirt, penguin, penny, popcorn, pretzel



Phonological Awareness

PA. 001

Initial Phoneme Picture Sort



pillow, pickle, button, ball, block, belt, bus, bottle

